Celebrating 250 Years of the Presentation Sisters at St Mary's College, Hobart

ST MARY'S
COLLEGE

250th Anniversary - Projects and Events

2025 – Sharing the Story

250 Leaves Project

Presentation Formation Day

The Story of the Lantern Liturgy

2026 – Carrying the Lantern

250 Acts of Kindness

Presentation Sisters' Portraits Project

Presentation Schools Staff Spirituality Day

250 Leaves Project

Overview: Students from all year levels were invited to work together to produce 250 colourful leaves which each contained a statement about the story, work, faith or legacy of the Presentation Sisters. These leaves were then tied to either one of two significant deciduous trees in the College.

Purpose:

- To engage students with the story of the Sisters in a different way
- To create an art installation to celebrate the Sisters which will be on display throughout the 250th year as a constant reminder and connection
- To involve students in the 250th Anniversary in a collaborative way

Steps:

1. Launch the project with staff
2. Create and share a PowerPoint and resources for teachers to lead the project with students
3. Completed leaves to be added to the trees in class groups

Celebrating 250 Years of the Presentation Sisters

Nano Nagle

Nano Nagle was a woman of deep faith. She saw how hard life was for the Irish people in the 18th Century and she took action. She set up schools in secret in Cork and visited poor families at night carrying her lantern to light the way.

The Presentation Sisters

In 1775 three women joined Nano Nagle to form the Presentation Sisters. They were Elizabeth Burke, Mary Ann Collins and Mary Fouhy. Together they celebrated the formation of their religious order by inviting 50 disadvantaged people to join them for Christmas Eve dinner.

The Presentation Sisters Come to Australia

In 1866 nine Presentation Sisters made their way to Tasmania from Fermoy, Ireland. These were the first Presentation Sisters in Australia. They were: Mother Xavier Murphy, Sr Stanislaus O'Brien, Sr Regis Murphy, and Sr Ignatius Murphy and Sisters-in-training: Ellen Beechinor, Kate Russell, Eliza Cronin, Ellen Keller and Martha Foley.

St Mary’s College

After spending about 18 months in Richmond waiting for their Convent and School to be built, the Presentation Sisters moved in and opened St Mary's College in 1868.

Presentation Sisters Throughout Tasmania

Since then, the Presentation Sisters opened schools throughout Tasmania, educating children and helping those in need; Launceston, Invermay, Beaconsfield, Queenstown, Karoola, Longford, Bellerive, New Norfolk, Lindisfarne, George Town, Lilydale, Riverside and Mowbray.

Other Work of the Presentation Sisters

The Presentation Sisters have done many other things around the world to show the love of God to people in need, to work for justice and the care of the earth.

250 Leaves Project

To celebrate the 250 years of the Presentation Sisters, St Mary's College will be decorating our two Ornamental Pear trees with a total of 250 colourful leaves.

Each leaf will have writing on it about the Presentation Sisters; their history, their faith and their work.

You are invited to be a part of this project. Here is what you need to do...



Instructions for Kinder - Year 2

Your Topic: *What are/were the Presentation Sisters like?*

Activity:

1. As a class, come up with 5 words or phrases about your topic.
2. Your teacher will write these on the 5 colourful leaves provided.
3. Go out to the tree outside the Nano Nagle Mural and watch as your teacher ties your leaves on the tree.

Instructions for Years 3-6

Your Topic: *Facts about the Presentation Sisters*

Activity:

1. As a class, come up with 6 words or phrases about your topic.
2. Your teacher will write these on the 6 colourful leaves provided.
3. Go out to the tree in the Reflection Garden and watch as your teacher ties your leaves on the tree.

Instructions for Years 7 & 8

Your Topic: *The legacy of the Presentation Sisters*

Activity:

1. As a class, come up with 6 words or phrases about your topic.
2. Your teacher will write these on the 6 colourful leaves provided.
3. Go out to the tree in the Reflection Garden and watch (or help) your teacher tie your leaves on the tree.

Instructions for Years 9 & 10

Your Topic: *What does it mean to be a sister? In a religious community, in a family or in a school community.*

Activity:

1. As a class, come up with 6 words or phrases about your topic.
2. Your teacher will write these on the 6 colourful leaves provided.
3. Go out to the tree in the Reflection Garden and watch (or help) your teacher tie your leaves on the tree.

Instructions for Years 11 & 12

Your Topic: *How can we be Presentation People in the world today?*

Activity:

1. As a group, come up with 30 words or phrases about your topic.
2. Write these on the 30 colourful leaves provided.
3. Representatives from the group, go out to the tree in the Reflection Garden and tie your leaves on the tree.

250 Leaves - The Finished Product

250 Leaves - The Finished Product

250 Leaves - The Finished Product

Questions?

Presentation Formation Day

Overview: Year 5s from our local Presentation schools were invited to join our own Year 5s for our inaugural Presentation Formation Day on the 21st of November 2025.

Purpose:

- To celebrate our shared history as Presentation schools
- To build stronger connections between our Presentation schools (students and staff)
- To help in the formation of the future Year 6 leaders of each school
- To honour, in a shared way, the 250th Anniversary of the Presentation Sisters to be celebrated about 1 month later

Key Events:

- Welcome & Get-to-know-you Games
- Charism Focussed Large Group Activities
- History Focussed Small Group Activities (Tour of Key Sites)
- Presentation Day Mass

Presentation Formation Day

21 November 2025

St Mary's College

The Presentation Story

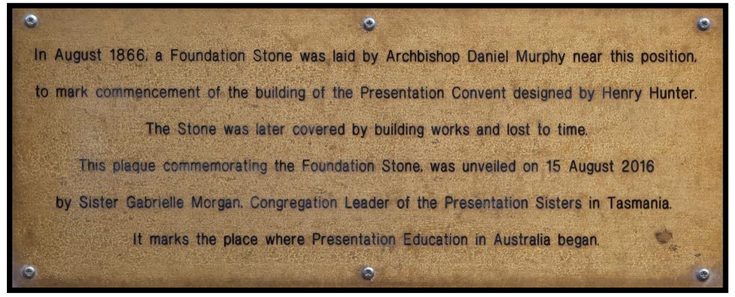

Our Shared History

St Mary’s - 1868

Our Shared History



Corpus Christi - 1936

Our Shared History

St Cuthbert's - 1938

Our Shared History

St Brigid’s - 1950 (1926)

Being Presentation People

What does it mean to be a Presentation Person?

Discuss

Being Presentation People

What makes your school a Presentation school?

Share

Being Presentation People

What ideas have you heard from others in your group about being a Presentation School?

Choose **one** idea which you'd like to take back to your school.

Idea...

Nano’s Heart

Nano’s Heart

Brainstorm... Words or phrases which describe Nano Nagle and the Presentation Sisters.

Which word or phrase stands out to you?

Write it down.

Nano’s Heart

Activity: Decorate a wooden heart…

STEP 1: On one side write your word/phrase which sums up Nano and the Presentation Sisters.

STEP 2: On the other side decorate your heart using colours and symbols of your choice.

STEP 3: Thread string through the hole and wear your heart.

What now?

Take what you have learnt today back to your school.

As Year 6s next year, you can help others in your school to know what it means to be Presentation Person.

Together we can keep the flame in Nano’s lantern alive!

11:35 – 11:40	Move to Front of School			
11:40 - 11:50	Nano Mural	Fermoy Cottage	Founding Sisters' Plaque	Nano Statue & Cove Lane
11:50 – 12:00	Nano Statue & Cove Lane	Nano Mural	Fermoy Cottage	Founding Sisters' Plaque
12:00 – 12:10	Founding Sisters' Plaque	Nano Statue & Cove Lane	Nano Mural	Fermoy Cottage
12:10 – 12:20	Fermoy Cottage	Founding Sisters' Plaque	Nano Statue & Cove Lane	Nano Mural
12:20 – 12:50	Lunch (College Green)			

Presentation Formation Day 2025

Presentation Formation Day 2025

Presentation Formation Day 2025

Questions?

The Story of the Lantern Liturgy

Overview: For our final Senior School gathering for the year (Prize Giving) we began with a liturgy which celebrated the story of the Presentation Sisters and the symbol of the Lantern.

Purpose:

- To celebrate the 250th Anniversary with our community as close as possible to the date of the Anniversary itself
- To present the story of the Presentation Sisters to families as well as students
- To celebrate the symbol of the lantern.

Parts of the Story:

1. 1 lantern for Nano Nagle
2. 3 more lanterns for the other 3 women to join Nano in 1775
3. 9 more lanterns to represent the 9 Irish Sisters who founded St Mary's in 1868
4. 19 more lanterns to represent the countries where the Sisters have spread to
5. 250 tea lights carried in by Year 7 & 8 students while singing the Lantern song

Excerpt from the Story of the Lantern Liturgy

Reader: Nano's work inspired others and she was soon joined by three more women…

(3 lantern bearers come forward to stand next to the Nano' lantern bearer.)

(They lift their lanterns when their names are read.)

…Mary Ann Collins, Mary Fouhy and Elizabeth Burke.

They shared Nano's passion for the poor and, together, on Christmas Eve in 1775, they formed the Presentation Sisters. Before long, many other women joined them and they spread throughout Ireland, establishing schools and helping the poor and marginalised.

(Pause)

(Lanterns are lowered)

God of community, You worked in the hearts of these first four Presentation Sisters, calling them to dedicate their lives to you, to each other and to the poor. May we remember that we are stronger when we work together and, where two or three are gathered, there you are in their midst, inspiring and guiding.

Amen.

The Story of the Lantern Liturgy

Prize Giving 2025

Questions?